

Port Moody

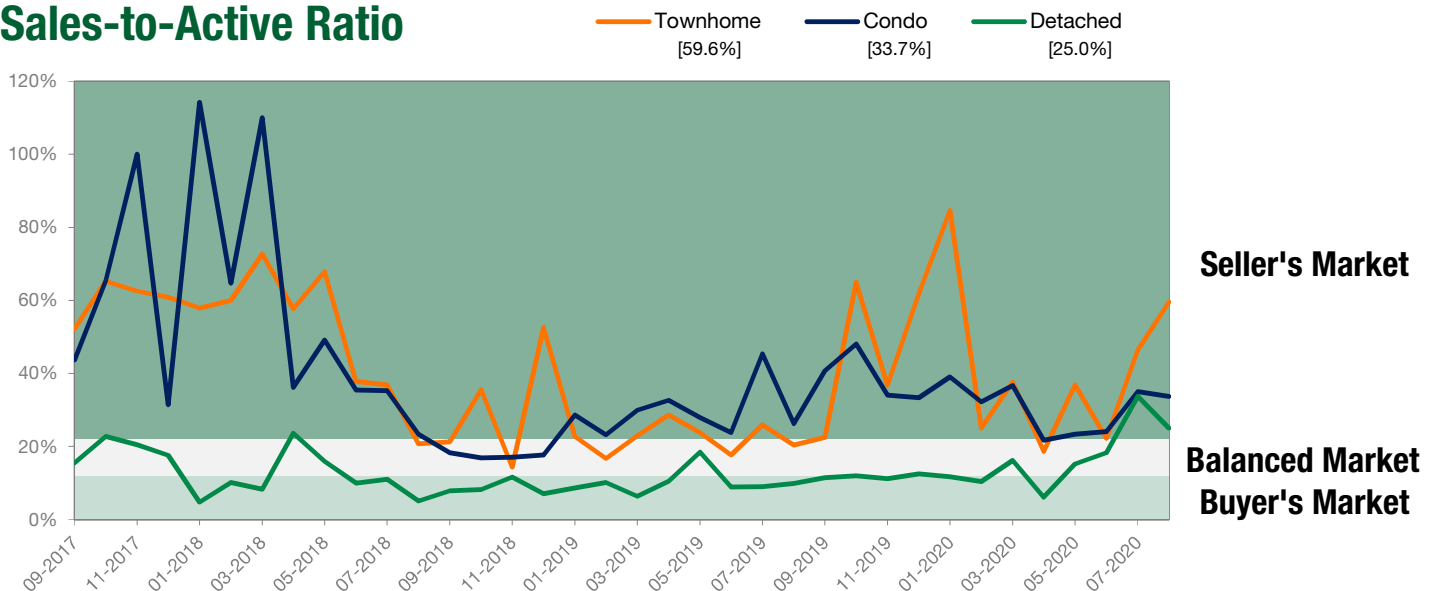
August 2020

Detached Properties	August			July		
	2020	2019	One-Year Change	2020	2019	One-Year Change
Activity Snapshot						
Total Active Listings	92	122	- 24.6%	95	123	- 22.8%
Sales	23	12	+ 91.7%	32	11	+ 190.9%
Days on Market Average	37	61	- 39.3%	46	40	+ 15.0%
MLS® HPI Benchmark Price	\$1,467,500	\$1,420,900	+ 3.3%	\$1,443,600	\$1,442,000	+ 0.1%

Condos	August			July		
	2020	2019	One-Year Change	2020	2019	One-Year Change
Activity Snapshot						
Total Active Listings	98	61	+ 60.7%	103	64	+ 60.9%
Sales	33	16	+ 106.3%	36	29	+ 24.1%
Days on Market Average	21	33	- 36.4%	23	40	- 42.5%
MLS® HPI Benchmark Price	\$634,200	\$622,200	+ 1.9%	\$660,900	\$628,700	+ 5.1%

Townhomes	August			July		
	2020	2019	One-Year Change	2020	2019	One-Year Change
Activity Snapshot						
Total Active Listings	47	54	- 13.0%	56	58	- 3.4%
Sales	28	11	+ 154.5%	26	15	+ 73.3%
Days on Market Average	16	39	- 59.0%	32	32	0.0%
MLS® HPI Benchmark Price	\$652,500	\$655,700	- 0.5%	\$647,100	\$656,900	- 1.5%

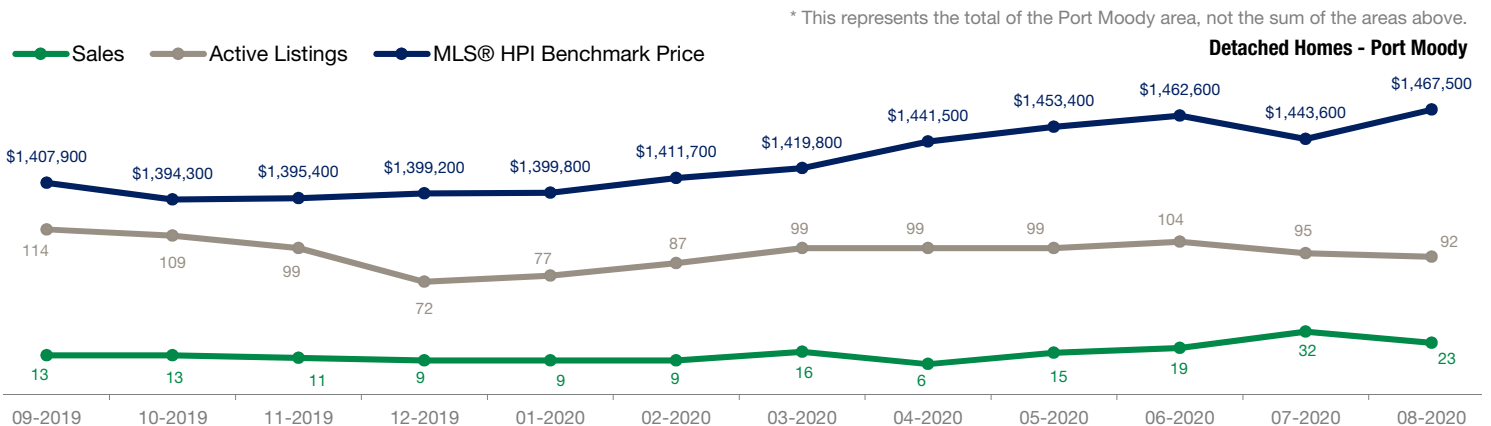
Sales-to-Active Ratio



Port Moody

Detached Properties Report – August 2020

Price Range	Sales	Active Listings	Avg Days on Market	Neighbourhood	Sales	Active Listings	Benchmark Price	One-Year Change
\$99,999 and Below	0	0	0	Anmore	5	21	\$1,822,900	+ 2.1%
\$100,000 to \$199,999	0	0	0	Barber Street	0	6	\$1,470,300	+ 1.0%
\$200,000 to \$399,999	0	0	0	Belcarra	1	10	\$1,821,400	+ 2.4%
\$400,000 to \$899,999	0	1	0	College Park PM	3	9	\$1,207,500	+ 3.5%
\$900,000 to \$1,499,999	14	30	22	Glenayre	0	3	\$1,179,200	+ 1.7%
\$1,500,000 to \$1,999,999	5	23	44	Heritage Mountain	2	4	\$1,656,100	+ 3.5%
\$2,000,000 to \$2,999,999	4	19	79	Heritage Woods PM	5	10	\$1,630,800	+ 1.2%
\$3,000,000 and \$3,999,999	0	11	0	loco	0	1	\$0	--
\$4,000,000 to \$4,999,999	0	4	0	Mountain Meadows	1	2	\$1,123,000	+ 5.5%
\$5,000,000 and Above	0	4	0	North Shore Pt Moody	3	8	\$1,226,500	+ 7.5%
TOTAL	23	92	37	Port Moody Centre	3	18	\$1,080,500	+ 3.1%
				TOTAL*	23	92	\$1,467,500	+ 3.3%

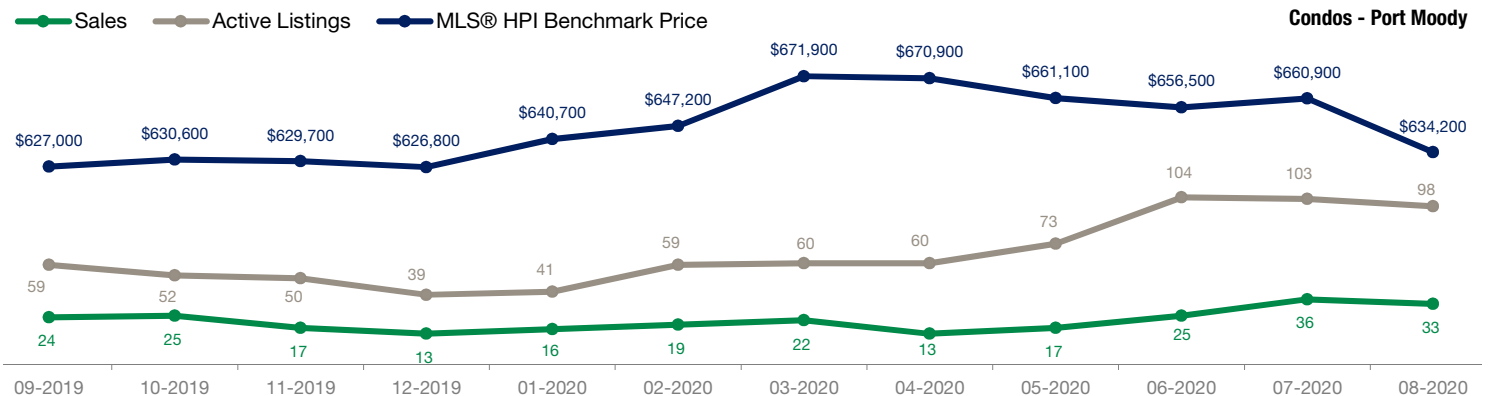


Port Moody

Condo Report – August 2020

Price Range	Sales	Active Listings	Avg Days on Market	Neighbourhood	Sales	Active Listings	Benchmark Price	One-Year Change
\$99,999 and Below	0	0	0	Anmore	0	0	\$0	--
\$100,000 to \$199,999	0	0	0	Barber Street	0	0	\$0	--
\$200,000 to \$399,999	0	3	0	Belcarra	0	0	\$0	--
\$400,000 to \$899,999	31	80	21	College Park PM	0	4	\$365,500	+ 1.8%
\$900,000 to \$1,499,999	2	11	22	Glenayre	0	0	\$0	--
\$1,500,000 to \$1,999,999	0	4	0	Heritage Mountain	0	1	\$0	--
\$2,000,000 to \$2,999,999	0	0	0	Heritage Woods PM	0	0	\$0	--
\$3,000,000 and \$3,999,999	0	0	0	loco	0	0	\$0	--
\$4,000,000 to \$4,999,999	0	0	0	Mountain Meadows	0	0	\$0	--
\$5,000,000 and Above	0	0	0	North Shore Pt Moody	6	13	\$707,100	+ 1.1%
TOTAL	33	98	21	Port Moody Centre	27	80	\$624,200	+ 2.2%
				TOTAL*	33	98	\$634,200	+ 1.9%

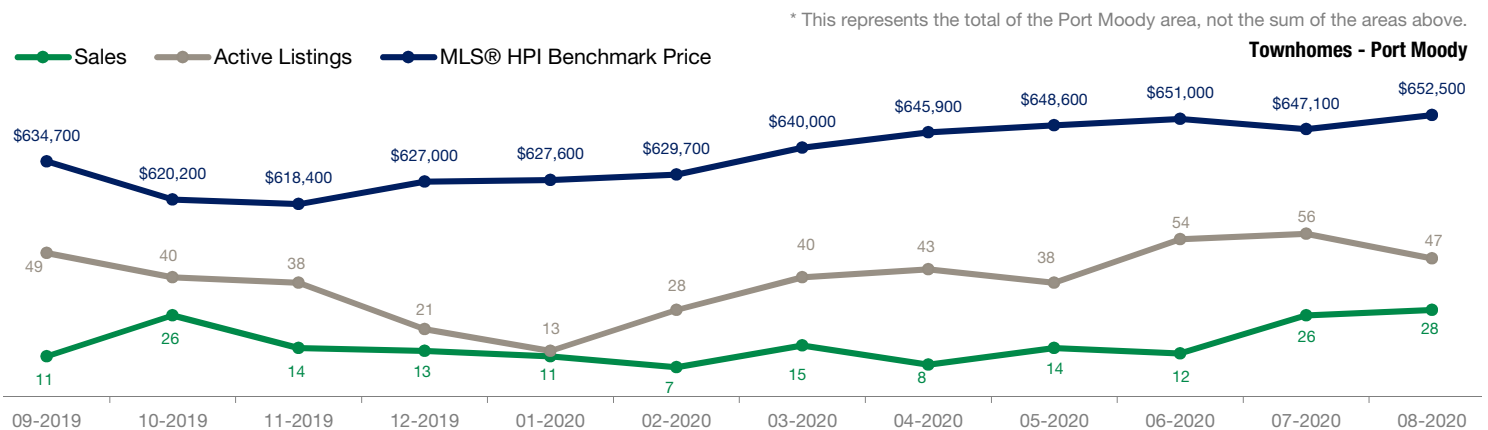
* This represents the total of the Port Moody area, not the sum of the areas above.



Port Moody

Townhomes Report – August 2020

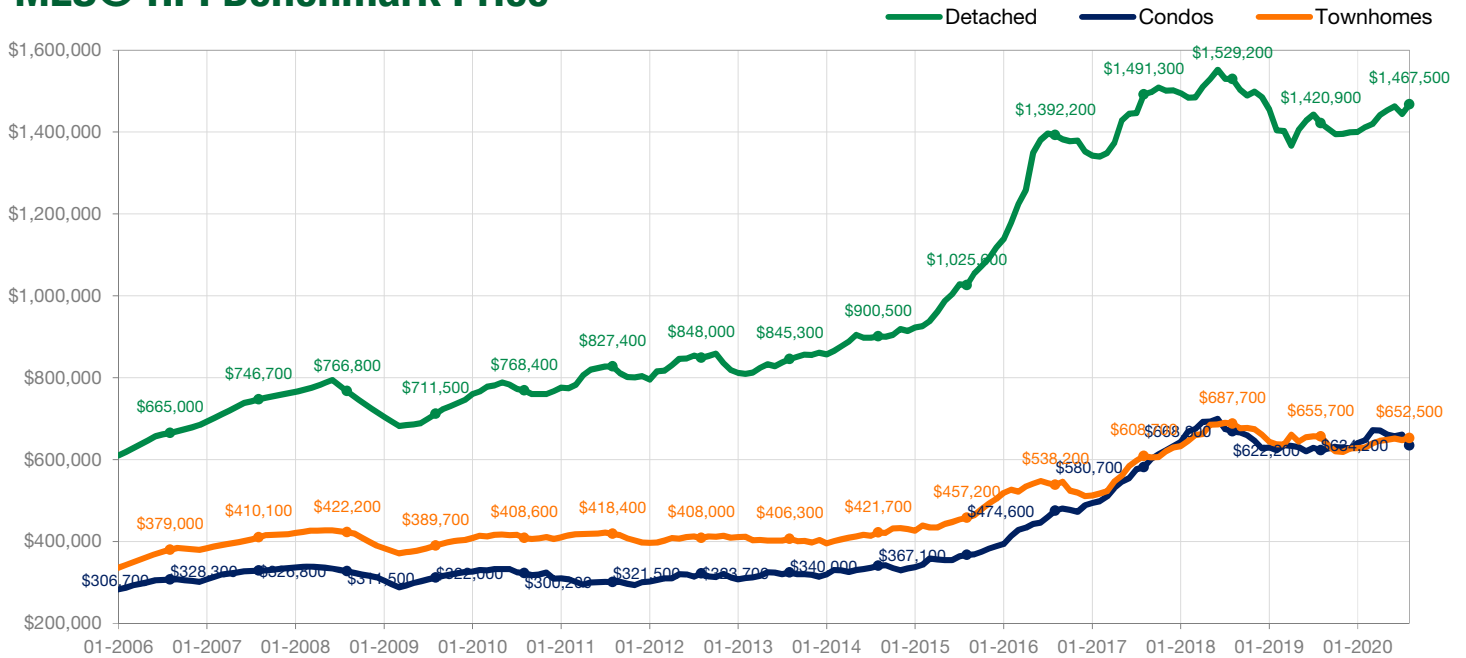
Price Range	Sales	Active Listings	Days on Market	Neighbourhood	Sales	Active Listings	Benchmark Price	One-Year Change
\$99,999 and Below	0	0	0	Anmore	0	0	\$0	--
\$100,000 to \$199,999	0	0	0	Barber Street	0	0	\$0	--
\$200,000 to \$399,999	0	0	0	Belcarra	0	0	\$0	--
\$400,000 to \$899,999	22	28	13	College Park PM	1	7	\$603,200	+ 0.7%
\$900,000 to \$1,499,999	6	19	27	Glenayre	0	0	\$0	--
\$1,500,000 to \$1,999,999	0	0	0	Heritage Mountain	4	4	\$710,100	- 0.9%
\$2,000,000 to \$2,999,999	0	0	0	Heritage Woods PM	9	9	\$666,600	+ 1.1%
\$3,000,000 and \$3,999,999	0	0	0	loco	0	0	\$0	--
\$4,000,000 to \$4,999,999	0	0	0	Mountain Meadows	0	0	\$0	--
\$5,000,000 and Above	0	0	0	North Shore Pt Moody	2	0	\$514,500	+ 1.1%
TOTAL	28	47	16	Port Moody Centre	12	27	\$736,600	+ 1.6%
				TOTAL*	28	47	\$652,500	- 0.5%



Port Moody

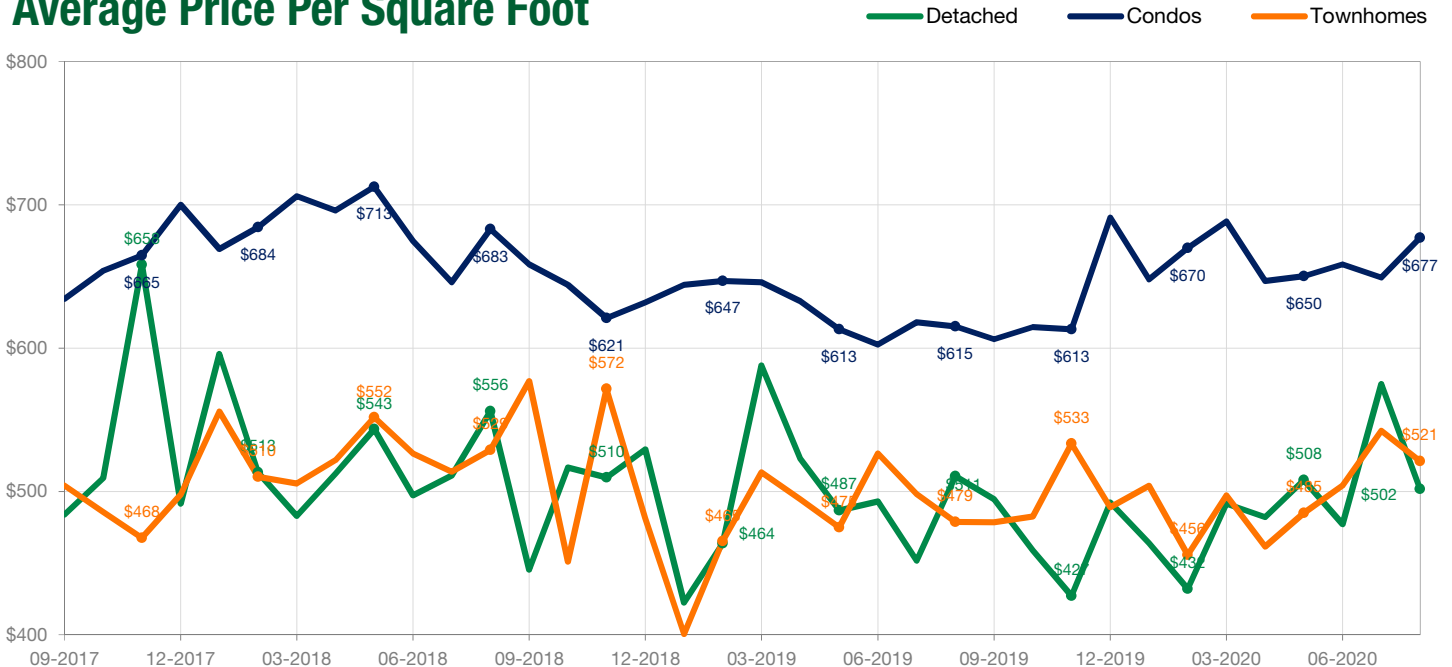
August 2020

MLS® HPI Benchmark Price



Note: \$0 means that there is no sales activity, not \$0 as an MLS® HPI Benchmark Price.

Average Price Per Square Foot



Note: \$0 means that there is no sales activity, not \$0 as an Average Price Per Square Foot.